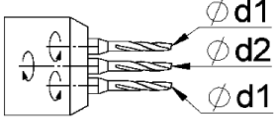
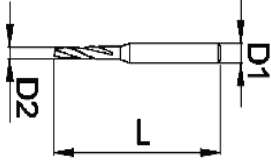
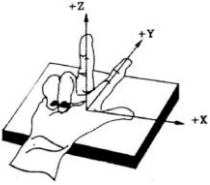
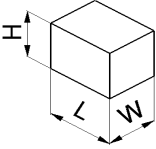


RF-1060 TEKNİK VERİLER / *TECHNICAL INFORMATION*

ELEKTRİK BİLGİLERİ <i>ELEKTRIC DETAILS</i>	400 V
	3L-N-PE
	50-60 Hz
	1.65 KW
HAVA BASINCI <i>AIR PRESSURE</i>	6-8 Bar
MATKAP BİLGİLERİ <i>DRILL DIMENSIONS</i> 	d1 : 10 mm.
	d2 : 12 mm.
FREZE ÇAKISI ÖLÇÜLERİ <i>ROUTER DIMENSIONS</i> 	D1 : 8 mm.
	D2 : 8 mm.
	L : 120 mm.
FREZELEME KAPASİTESİ <i>ROUTER CAPACITY</i> 	X : 275 mm.
	Y: 80 mm.
	Z : 150 mm.
İŞLENEBİLEN PROFİL ÖLÇÜLERİ <i>PROFILE DIMENSIONS</i>	150 x 150 mm.
MAKİNEİN AĞIRLIĞI <i>MACHINE'S WEIGHT</i>	142 Kg.
MAKİNEİN ÖLÇÜLERİ <i>MACHINE'S DIMENSIONS</i> 	H: 1700 mm
	L: 610 mm
	W: 1160 mm